



# Bureau of Alcohol, Tobacco, Firearms & Explosives

Firearms & Explosives Imports Branch



William E. Majors  
Branch Chief

# Mission Statement

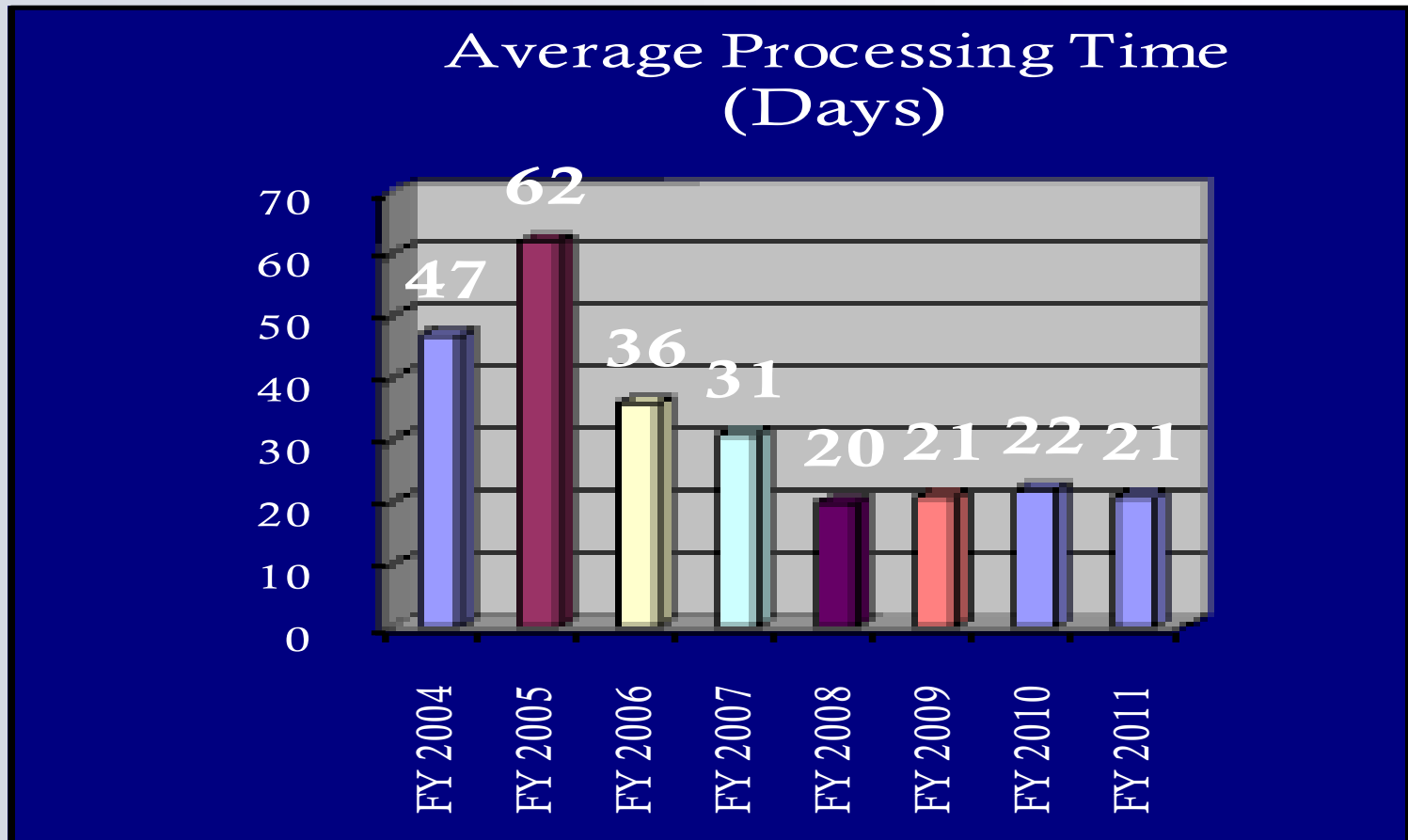
The Firearms & Explosives Imports Branch (FEIB) is responsible for fulfilling ATF statutory responsibilities relative to the import provisions of the Gun Control Act of 1968, the National Firearms Act, and the Arms Export Control Act of 1976 by processing applications for the importation of firearms, explosives, ammunition, and implements of war. The FEIB ensures that the applications are processed and perfected in a timely manner in accordance with ATF regulations. The mission of the FEIB is to ensure that import applications are completed in accordance with established Federal import regulations in an effort to prevent terrorism, reduce violent crime, and to protect the public from criminal acts.

# ATF F6 Processing Times

| Fiscal Year | 0~10 Days | 11~30 Days | 31~45 Days | 45+ Days |
|-------------|-----------|------------|------------|----------|
| 2007        | 36%       | 50%        | 6%         | 7%       |
| 2008        | 25%       | 64%        | 7%         | 4%       |
| 2009        | 20%       | 64%        | 11%        | 5%       |
| 2010        | 20%       | 59%        | 14%        | 7%       |
| 2011        | 21%       | 62%        | 11%        | 4%       |

This chart represents the total number of import applications received and the time in which they are processed.

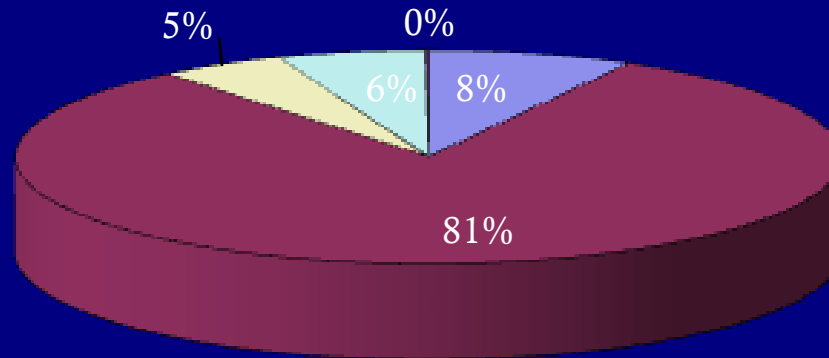
# Import Permit ATF Form 6 Parts I & II Average Processing Time (Days)



Source: FEIS database

# Import Permit ATF Form 6 Parts I & II

FY 2010 Applications Received  
Total Applications: 6,855

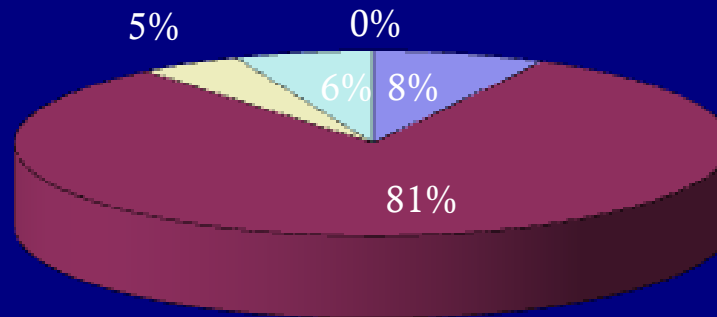


|                      |                      |                |
|----------------------|----------------------|----------------|
| ■ Military (553)     | ■ Commercial (5,557) | □ Dealer (339) |
| ■ Non-Resident (398) | ■ Unknown (8)        |                |

Source: FEIS database

# Import Permit ATF Form 6 Parts I & II

FY 2011 Applications Received  
Total Applications: 7293 thru 7/8/11



■ Military (573)

■ Commercial (5926)

■ Dealer (336)

■ Non-Resident (458)

■ Unknown (0)

# Number of Non-immigrant Alien (NIA) Applications Received

2006 – 7,035

2007 - 6,755

2008 - 6,141

2009 - 6,156

2010 - 7,228

2011 – 5,293 (As of 7/8/11)

# IMPORTS OF AP AMMO FOR EXPERIMENTATION/TESTING

- Authorization from the Firearms and Explosives Services Division must be obtained prior to submitting a Form 6 to import AP ammo for experimentation/testing. This authorization request should be in letter form.
- The letter must include all of the required information outlined in 27 CFR 478.149:
- The name and addresses of the persons directing or controlling, directly or indirectly, the policies and management of the applicant;
- The nature or purpose of the testing or experimentation;
- A description of the AP ammo to be received;
- The identity of the manufacturer or importer from whom such ammunition is to be received.

# IMPORTS OF AP AMMO FOR EXPERIMENTATION/TESTING

- Once the importer has received approval from FESD, the Form 6 may be submitted with the approval letter attached.
- If all of the information required by 27 CFR 478.149 is not included in your authorization request, your letter will be returned to you for further information.

# COMMON ERRORS NOTED ON IMPORTED AP AMMUNITION

- The “armor piercing” ammunition that an importer may seek to import for testing is not always armor piercing ammunition by legal definition. For an example, .50 AP is not armor piercing by GCA definition because no handguns are chambered for that round.
- If a request lists many types of armor piercing ammunition to be brought in from several different suppliers/importers, the letter must be specific as to who is bringing in which ammunition and in what amounts.

# ATF FORM 6A

- 27 CFR 478.112(c) and (d) cite the proper method for filing ATF Form 6As.
- The Imports Branch will forward referrals to ATF Field offices for improperly executed ATF Form 6As. Field offices may cite violations for 6As completed improperly when errors are disclosed during field investigations.

# 27 CFR 478.112(c)

- Imposes an additional requirement on all registered and FFL (Type 08 or 11) importers. In addition to the ATF Forms 6 and 6A already required to obtain the release of firearms, firearms parts, or ammunition, you must also present to CBP officials a copy of the export license authorizing the export of the articles from the country of export. If the exporting country does not require the issuance of an export license, you instead must present a certification, signed under penalties of perjury, attesting to that effect.

# 27 CFR 478.112(d)

- Within 15 days of the date of release from Customs custody, the licensed importer must:
- (1) Forward to the address specified on the form a copy of ATF Form 6A on which must be reported any error or discrepancy appearing on the ATF Form 6A certified by Customs and serial numbers if not previously provided on ATF Form 6A;
- (2) Pursuant to §478.92, place all required identification data on each imported firearm if they did not bear such identification at the time of release from Customs custody; and
- (3) Post in the records required to be maintained by the importer under subpart H of this part all required information regarding the importation.

# ATF F6A Reconciliation

- We have been actively working on reconciling ATF Forms 6A that we receive against the corresponding Forms 6.
- When a particular 6A cannot be data-entered we place that form in a problem folder.
- As time permits, we examine that 6A as well as all problem 6A's submitted by a particular importer for the past two years.
- We document the errors that are found and contact the importer for resolution.
- The most common errors we find are:
  - Block #6 – Permit number – this item is often blank, incorrect or contains more than one ATF Form 6 permit number

# ATF F6A Reconciliation

- When a Form 6 is approved, each line item on the permit is entered as a separate line item in our database, along with the quantity approved for import.
- When a Form 6A is received, we reconcile that 6A to the corresponding Form 6 in our database and the quantity of defense articles actually imported is decremented from the quantity approved.
- We must have the correct Form 6 permit number in block #6 in order to conduct this reconciliation.

# ATF F6A Reconciliation

- If you are making an entry for articles approved for import on multiple Forms 6, you must file a SEPARATE Form 6A for the articles imported under each permit. Otherwise, we cannot reconcile the Form 6A to the database.
- Often, in blocks 9a-9c, description, it will state, “see attachment” and there is no attachment.
- Block 9B – Description. This description of the articles MUST be the same description used on the corresponding Form 6:

# ATF F6A Reconciliation

- For example, if there are separate line items on a Form 6 for the same make and model of a particular firearm and the only distinguishing feature is the barrel length and/or overall length, the same information must be reflected in separate line items on the Form 6A. The information on the Form 6 and 6A must match exactly.
- If you bring in parts, we require that each part be listed as a separate line item on the Form 6. Consequently, you must list each part as a separate line item on the Form 6A. You cannot state "Misc. Parts." We cannot reconcile that to the database. You may attach additional sheets as necessary.
- If you bring in ammunition, each type and caliber/gauge is required to be a separate line item on the 6A as it is on the Form 6. For example, if you list "12g/20g/16g" and one quantity, we have no way of knowing how many of each size was imported.

# ATF F6A Reconciliation

- Block 9c – Quantity. The unit of measure must agree to the Form 6 and we need a quantity for each line item imported. For example, if you were approved to import 500kg of smokeless powder on the Form 6 and the Form 6A states that you imported 4 drums – we cannot reconcile the two documents.

## Examples of improperly completed Forms 6A

- The Form 6A indicated that "rifle parts only" have been imported
- Only one quantity has been given.
- The corresponding Form 6 details each part and quantity individually.
- That detail is also required on the Form 6A.

|  |  |   |
|--|--|---|
| 3. Name and Address of Foreign Shipper   |  |   |
| 4. Federal License No. (if any)  | Expiration Date  | 5. Country Where Manufactured   |
| [REDACTED]   | 12/01/2011   | Taiwan  |
| 6. Import Permit No. (When importation authorized by permit)   | 7. Telephone No.   | 8. Gross Value of Shipment (In U.S. dollars)  |
| [REDACTED]   | [REDACTED]   | \$25,000  |
| 9. Shipment of Firearms, Ammunition and/or Implements of War   |  |   |
| Number and Kinds of Packages<br>a  | Description (name of manufacturer, type of firearm, model, caliber, gauge or size, serial number, type of ammunition, e.g., ball, incendiary, wadcutter, etc.; for defense articles, the Category of the U.S. Munitions Import List in 27 CFR Part 447 to which they belong) | Quantity Each Type<br>c   |
| 10 boxes   | AR-15, M16 rifle parts only<br><br>Lot # 2009-16<br>[REDACTED]   | 400 various parts per form  |
| Section II - Certification of Release From U.S. Customs and Border Protection  |  |   |
| 10. Port of Entry  | 11. Customs Entry or ID No.  | 12. Type of Entry <input type="checkbox"/> Consumption <input type="checkbox"/> Warehouse <input type="checkbox"/> Informal |
|  |  | 13. Date Released   |
| 14. I certify that the above articles were authorized for importation by the Director, Bureau of Alcohol, Tobacco, Firearms and Explosives, and were released from the custody of the U.S. Customs and Border Protection or were authorized to be removed from a Customs bonded warehouse or foreign trade zone. |  |   |
| Import Permit Number:  |  |   |
| 15. Signature of Customs and Border Protection Official  | 16. Title  | 17. Date  |
| [REDACTED]   | CBPO   | 7/29/09   |
| Section III - Verification of Importation (completed by licensed importers only)   |  |   |
| 18. I have examined the above shipment and found it to:  |  |   |
| <input type="checkbox"/> Contain the firearms, ammunition and/or implements of war in the exact quantity and as described in Item 9 above, or  |  |   |
| <input type="checkbox"/> Contain the following discrepancies:  |  |   |
| I declare under the penalties provided by law, that this verification of importation is true, correct and complete to the best of my knowledge and belief and that each firearm is marked and can be identified as required by 27 CFR Part 478.  |  |   |
| 19. Signature of Importer  | 20. Title or Status (Individual, member of firm, if officer of corporation, give title)  | 21. Date  |
| [REDACTED]   | [REDACTED]   | 7/27/09   |

## Examples of improperly completed Forms 6A

- The Form 6A has at least two line items with 12g shotguns.
- The corresponding Form 6 has numerous line items for the same make and model of 12g shotguns
- The only differentiating feature is the barrel and overall length.
- We have no way of knowing which specific line items from the Form 6 have been imported without that detail.
- The description on the Form 6A must match exactly to the corresponding Form 6.

separate form for each shipment under the same permit.)

|  |  |   |  |
|--|--|---|--|
| 1. Name and Address of Importer<br>[REDACTED]  |  | 2. Name and Address of Foreign Seller<br>[REDACTED]   |  |
| 3. Name and Address of Foreign Shipper<br>[REDACTED]   |  | 4. Federal License No. (if any)<br>[REDACTED]   |  |
| 5. Expiration Date<br>02/01/2013   |  | 6. Country Where Manufactured<br>Turkey   |  |
| 7. Import Permit No. (When importation authorized by permit)<br>[REDACTED]   |  | 8. Telephone No.<br>[REDACTED]  |  |
| 9. Gross Value of Shipment (in U.S. dollars)<br>\$35,325.00  |  | 10. Shipment of Firearms, Ammunition and/or Implements of War   |  |
| Number and Kinds of Packages<br>a  |  | Description (name of manufacturer, type of firearm, model, caliber, gauge or size, serial number, type of ammunition, e.g., ball, incendiary, wadcutter, etc.; for defense articles, the Category of the U.S. Munitions Import List in 27 CFR Part 447 to which they belong)<br>b |  |
| Quantity Each Type<br>c  |  | [REDACTED] Pump Action 12GA Shotgun<br>[REDACTED] Pump Action 12GA Shotgun<br>[REDACTED] Pump Action 12GA Shotgun<br>[REDACTED] Pump Action 12GA Shotgun<br>[REDACTED] Pump Action 20GA Shotgun   |  |
| 50 Boxes   |  | 40<br>40<br>65<br>65<br>40  |  |
| Section II - Certification of Release From U.S. Customs and Border Protection  |  |   |  |
| 10. Port of Entry<br>[REDACTED]  |  | 11. Customs Entry or ID No.<br>[REDACTED]   |  |
| 12. Type of Entry<br><input checked="" type="checkbox"/> Consumption<br><input type="checkbox"/> Warehouse <input type="checkbox"/> Informal   |  | 13. Date Released   |  |
| 14. I certify that the above articles were authorized for importation by the Director, Bureau of Alcohol, Tobacco, Firearms and Explosives, and were released from the custody of the U.S. Customs and Border Protection or were authorized to be removed from a Customs bonded warehouse or foreign trade zone.<br>Import Permit Number: [REDACTED] |  |   |  |
| 15. Signature of Customs and Border Protection Official<br>[REDACTED]  |  | 16. Title<br>CBPO   |  |
| 17. Date<br>16 Dec   |  | [REDACTED]  |  |
| Section III - Verification of Importation (completed by licensed importers only)   |  |   |  |
| 18. I have examined the above shipment and found it to:  |  |   |  |
| <input checked="" type="checkbox"/> Contain the firearms, ammunition and/or implements of war in the exact quantity and as described in item 9 above, or   |  |   |  |
| <input type="checkbox"/> Contain the following discrepancies:  |  |   |  |
| I declare under the penalties provided by law, that this verification of importation is true, correct and complete to the best of my knowledge and belief and that each firearm is marked and can be identified as required by 27 CFR Part 478.  |  |   |  |
| 19. Signature of Importer<br>[REDACTED]  |  | 20. Title or Status (Individual, member of firm; if officer of corporation)<br>[REDACTED]   |  |
| 21. Date<br>[REDACTED]   |  | [REDACTED]  |  |

## Examples of improperly completed Forms 6A

- The corresponding Form 6 lists each type of primed empty cartridge by caliber/gauge and gives a specific quantity for each.
- We could not data enter this Form 6A based on this description: we need each size of cartridge detailed along with the quantity of each.
- The description on the Form 6A must match the Form 6.

*(See Instructions on Back)*  
**Section I - Importation Information** (Use a separate ATF Form 6A (5330.3C) to describe articles imported under each permit. Also, use a separate form for each shipment under the same permit.)

| 1. Name and Address of Importer<br>[REDACTED]                              |   | 2. Name and Address of Foreign Seller<br>[REDACTED] |  |
|--|---|---|--|
| 3. Name and Address of Foreign Shipper<br>Same as above                    |   | 4. Federal License No. (If any)<br>[REDACTED]       |  |
| 5. Expiration Date<br>1-1-2013   |   | 6. Country Where Manufactured<br>FRANCE             |  |
| 7. Import Permit No. (When importation authorized by permit)<br>[REDACTED] |   | 8. Telephone No.<br>[REDACTED]                      |  |
| 9. Shipment of Firearms, Ammunition and/or Implements of War               |   |   |  |
| Number and Kinds of Packages<br>a  | Description (name of manufacturer, type of firearm, model, caliber, gauge or size, serial number, type of ammunition, e.g., ball, incendiary, wadcutter, etc.; for defense articles, the Category of the U.S. Munitions Import List in 27 CFR Part 447 to which they belong)<br>b | Quantity Each Type<br>c                             |  |
| 620 pkgs.  | primed empty cartridges   | 216000 pos.   |  |

**Section II - Certification of Release From U.S. Customs and Border Protection**

|                                 |   |   |                              |
|---------------------------------|---|---|------------------------------|
| 10. Port of Entry<br>[REDACTED] | 11. Customs Entry or ID No.<br>[REDACTED] | 12. Type of Entry<br><input checked="" type="checkbox"/> Consumption<br><input type="checkbox"/> Warehouse<br><input type="checkbox"/> Informal | 13. Date Released<br>9/28/10 |
|---------------------------------|---|---|------------------------------|

14. I certify that the above articles were authorized for importation by the Director, Bureau of Alcohol, Tobacco, Firearms and Explosives, and were released from the custody of the U.S. Customs and Border Protection or were authorized to be removed from a Customs bonded warehouse or foreign trade zone.  
 Import Permit Number: [REDACTED]

|   |                          |                     |
|---|--------------------------|---------------------|
| 15. Signature of Customs and Border Protection Official<br>[REDACTED] | 16. Title<br>CBPO #18458 | 17. Date<br>9/28/10 |
|---|--------------------------|---------------------|

**Section III - Verification of Importation (completed by licensed importers only)**

18. I have examined the above shipment and found it to:

Contain the firearms, ammunition and/or implements of war in the exact quantity and as described in Item 9 above, or

Contain the following discrepancies:

I declare under the penalties provided by law, that this verification of importation is true, correct and complete to the best of my knowledge and belief and that each firearm is marked and can be identified as required by 27 CFR Part 478.

|   |   |                     |
|---|---|---------------------|
| 19. Signature of Importer<br>[REDACTED] | 20. Title or Status (Individual, member of firm, if officer of<br>[REDACTED]) | 21. Date<br>9-28-10 |
|---|---|---------------------|

ATF Form 6A (5330.3C)  
Revised April 2005

# Examples of improperly completed Forms 6A

• We often receive Form 6A that state "see attached invoice."

• No invoice was attached to this Form 6A.

3. Name and Address of Foreign Shipper  
[Redacted]

4. Expiration Date  
[Redacted]

5. Country Where Manufactured  
[Redacted]

6. Import Permit No. (When importation authorized by permit)  
[Redacted]

7. Telephone No.  
[Redacted]

8. Gross Value of Shipment (In U.S. dollars)  
\$37,224.92

9. Shipment of Firearms, Ammunition and/or Implements of War

| Number and Kinds of Packages<br>a | Description (name of manufacturer, type of firearm, model, caliber, gauge or size, serial number, type of ammunition, e.g., ball, incendiary, wadcutter, etc.; for defense articles, the Category of the U.S. Munitions Import List in 27 CFR Part 447 to which they belong)<br>b | Quantity Each Type<br>c |
|-----------------------------------|---|-------------------------|
| 2                                 | Please see attached invoice   | 1824                    |

Section II - Certification of Release From U.S. Customs and Border Protection

10. Port of Entry  
[Redacted]

11. Customs Entry or ID No.  
[Redacted]

12. Type of Entry  
 Consumption  
 Warehouse  
 Informal

13. Date Released  
11/13/10

14. I certify that the above articles were authorized for importation by the Director, Bureau of Alcohol, Tobacco, Firearms and Explosives, and were released from the custody of the U.S. Customs and Border Protection or were authorized to be removed from a Customs bonded warehouse or free trade zone.

Import Permit Number:

15. Signature of Customs and Border Protection Official  
[Redacted]

16. Title  
SOP [Redacted]

17. Date  
11/13/10

Section III - Verification of Importation (completed by licensed importers only)

18. I have examined the above shipment and found it to:

Contain the firearms, ammunition and/or implements of war in the exact quantity and as described in Item 9 above, or

Contain the following discrepancies:

I declare under the penalties provided by law, that this verification of importation is true, correct and complete to the best of my knowledge and belief and that each firearm is marked and can be identified as required by 27 CFR Part 478.

19. Signature of Importer  
[Redacted]

20. Title or Status (Individual, member of firm; if officer of corporation, give title)  
[Redacted]

21. Date  
[Redacted]

NOV 24 2010

# ATF FORM 6A SUBMISSION - THINGS TO REMEMBER

- You will receive two copies of the Form 6A. One copy you leave with CBP – they will complete Section II and mail it to ATF. CBP does **not** return this copy to the importer.
- The second copy of the Form 6A, with Section III completed, must be returned by you to ATF within 15 days of release from CBP custody. This copy DOES NOT have to have Section II completed.
- ONLY the licensed and/or registered importer may complete Section III of the 6A. CBP does not return this copy to the importer.

# Barrel Lengths- Imported Handguns

- Handguns are evaluated using the Factoring Criteria, ATF F 4590
- Handguns must meet a minimum score to qualify for importation (75 points for pistols and 45 points for revolvers).

# Barrel Lengths- Imported Handguns

- For pistols, points are given for barrel and overall length. They must meet a minimum height (4") and length (6").
- Revolvers have similar criteria but in addition, the barrel must be 3" in length at a minimum.
- FTB will accept a barrel length rounded up to the next  $\frac{1}{4}$ ".

# Barrel Lengths- Rifles and Shotguns

- No point system is utilized when an import evaluation is conducted on a rifle or shotgun.
- Barrels must meet the NFA limit: 16" for a rifle barrel and 18" for a shotgun barrel.
- When FTB conducts an import evaluation, they make the closest barrel measurement they can.

# Barrel Lengths- Rifles and Shotguns

- Foreign manufacturers are not always as precise. A specification sheet may indicate that a shotgun has a 20" barrel but the actual length is 20.5".
- In cases where the barrel meets the minimum requirement, FTB does not require an exact measurement. In fact, for imports, they will accept a barrel length rounded up to the next whole number.

# Barrel Lengths- Rifles and Shotguns

- Importers should make a good faith effort to determine the barrel length of the long gun. We will accept the manufacturer's specifications as long as they meet the minimum requirements.
- We will not accept "Over 18", "16+" etc. as proper barrel lengths must be recorded on the Form 6.

# Contact Information

Martinsburg Facility Address & Telephone Numbers:

244 Needy Road

Martinsburg, WV 25405

Telephone Number: (304) 616-4550

Facsimile Number: (304) 616-4551

NIA Facsimile Number: (304) 616-4554

William E. Majors: Imports Branch Chief (304) 616-4589

Specialist Wonjiri M. Ridley is coordinator of the E-Form 6 Project.

Examiner Kimberly Burkhart is assigned to the processing of the NIA Form 6.

Our Customer Service Contractors are Sandra Rush and Carrie Fishel.